

# GENERALI INDEX SERIE 100

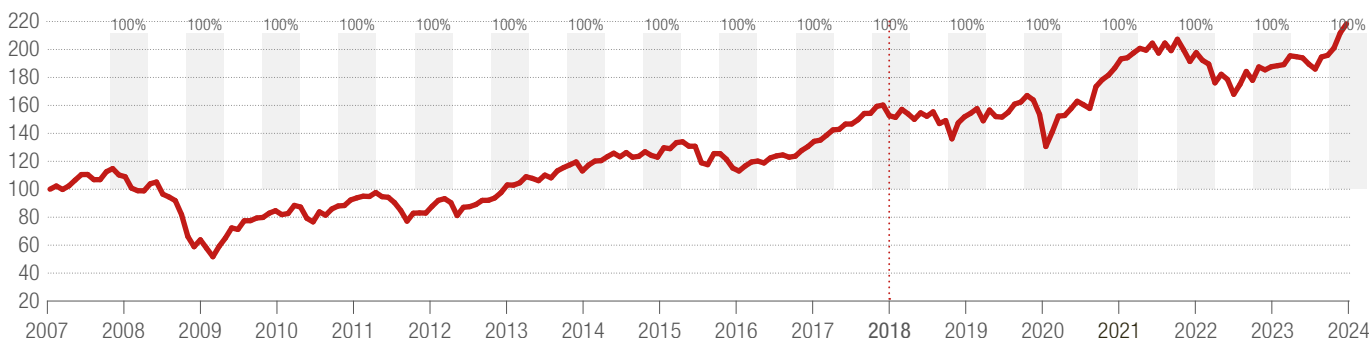
EDITION Q1 2024 (DATA AS OF 31. MARCH 2024)

## DESCRIPTION

This investment plan is broadly diversified across the world. With the investment in stocks there is opportunity for above-average income, though high value fluctuations are possible. Thanks to the selection of cost-efficient funds income opportunities are optimised.

The portfolio factsheet is a general representation of your investment plan. The figures and graphics do not represent your individual returns. Data before 1.12.2018 based on backtesting

## PERFORMANCE (IN CHF, AFTER COSTS)



## KEY FACTS

TER 0.19%

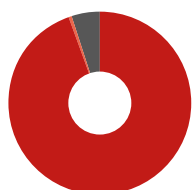
Rebalancing quarterly

## RETURNS (IN %)

Current year 11.48%       $\bar{\sigma}$  5 years 7.18%

$\bar{\sigma}$  3 years 4.15%       $\bar{\sigma}$  10 years 6.15%

## ASSET CLASSES

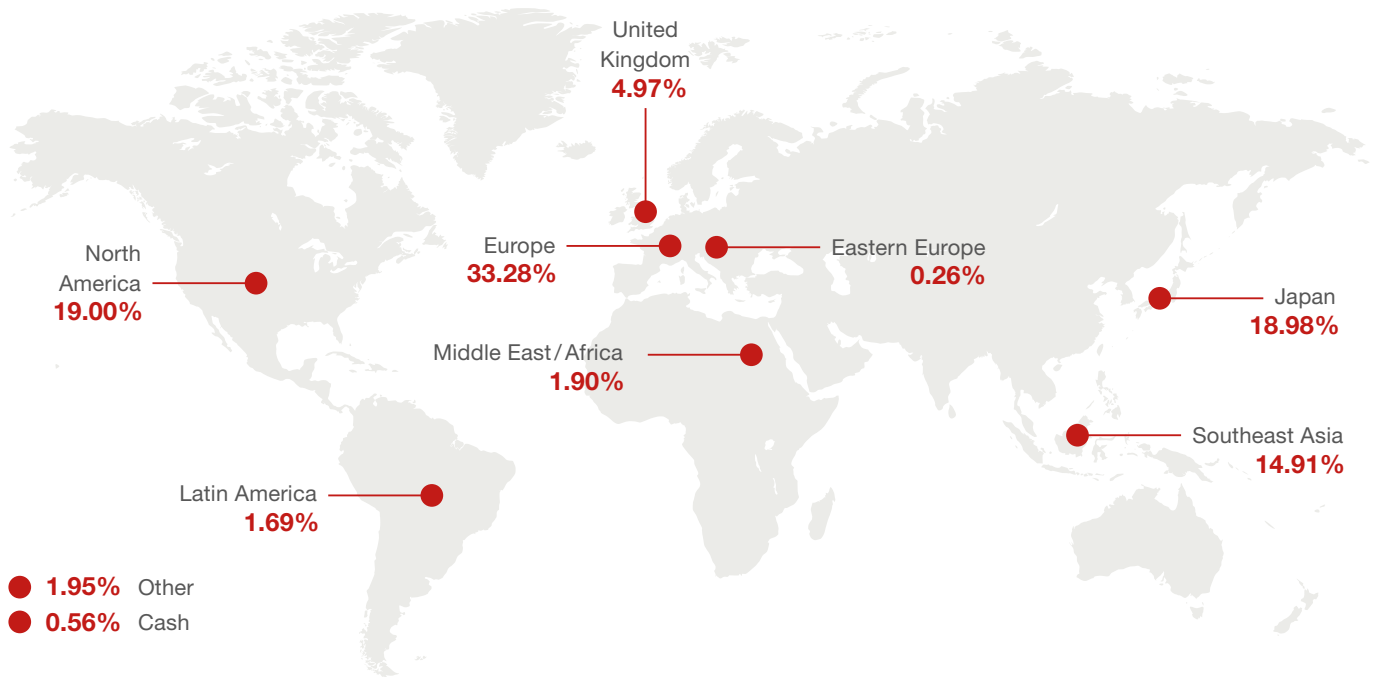


● Stocks:	94.68%
● Bonds:	0.00%
● Cash:	0.32%
● Commodities:	5.00%
● Alternative investments:	0.00%

## LARGEST POSITIONS

Nestle SA	3.06%
Novartis AG	2.14%
Roche Holding Par AG	1.93%
Toyota Motor Corp	1.26%
Microsoft Corporation	1.22%
UBS Group AG	1.07%
Apple Inc.	1.04%
Nvidia Corporation	0.92%
Compagnie Financiere Richemont SA	0.88%
Zurich Insurance Group AG	0.85%

## GLOBAL ALLOCATION



## INVESTMENTS

ISIN	Name	Allocation
CH0315623006	Swisscanto (CH) Index Equity Fund USA	19.00%
CH0315621893	Swisscanto (CH) Index Commodity Fund hedged CHF	2.50%
CH0185709083	CSIF (CH) Equity Emerging Markets Blue QB CHF	19.00%
CH0190222403	CSIF (CH) I Equity Europe ex CH QB CHF	19.00%
CH0190227683	CSIF (CH) Equity Japan QB JPY	19.00%
CH0220919085	CSIF (CH) II Gold Blue FBH CHF	2.50%
CH0342181622	BIFS SPI® Equity Index Fund	19.00%

## EXPLANATION

<b>Diversified</b>	means a broad distribution across various sectors and regions. This diversification reduces fluctuations in value and hence the risk.
<b>TER</b>	The total Expense Ratio shows the annual costs of the individual investment fund. These costs are already priced into the fund performance.
<b>Rebalancing</b>	means that the distribution of savings is constantly being corrected, so that it is coordinated with the investment plan. Market fluctuations lead to a deviation from the investment plan. By rebalancing, we even out these deviations.

This is a marketing document. The details provided here are purely for information purposes and constitute neither investment advice or an offer, nor a recommendation to purchase or sell financial products or conclude other legal transactions. Past performance is not a reliable indication of future results. The information compiled in this document is based on trustworthy data from reliable sources, however we take no responsibility for the accuracy and completeness of the information mentioned in the document. Generali Personal Insurance Ltd. cannot guarantee, explicitly nor implicitly, that the published information and opinions are accurate, complete and up to date. Only the sales prospectuses for the individual funds and the General Policy Conditions are binding.